

Recommended Engine Oil

For the summer season, use XPS SUMMER GRADE OIL (P/N 293 600 121).

For the winter season, use XPS WINTER GRADE OIL (P/N 293 600 112).

NOTE: The XPS oil is specially formulated and tested for the severe requirements of this engine.

If not available, use 4-stroke SAE 5W30 engine oil that meets or exceeds the requirements for API service classification SM, SL or SJ. Always check the API service label certification on the oil container it must contain at least one of the above standards. Refer to the viscosity chart for details.

SAE 0W30

SAE 5W30

SAE 10W30

SAE 10W40

SAE 15W40

SAE 20W50

Temperature Range

50°C (122°F)

40°C (104°F)

30°C (86°F)

20°C (68°F)

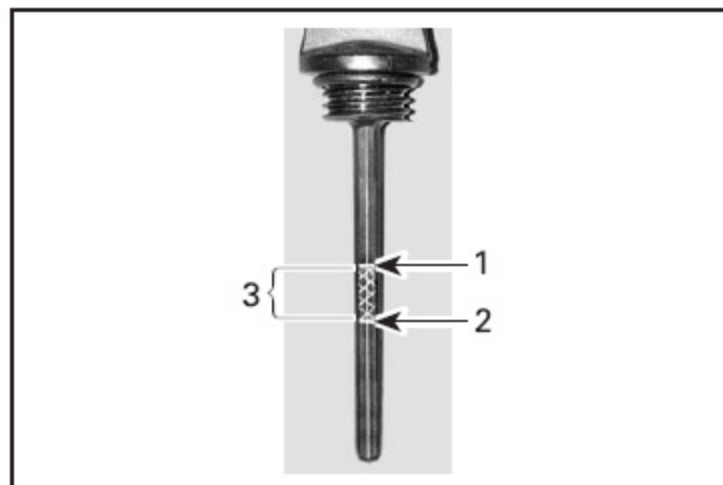
10°C (50°F)

0°C (32°F)

-10°C (14°F)

-20°C (-4°F)

-30°C (-22°F)



OIL DIPSTICK

1. Full
2. Add
3. Operating Range

8. Ensure that oil level is between ADD and FULL marks.

9. If necessary, add recommended engine oil.

10. Reinstall and screw in the dipstick completely.

Gearbox Oil

NOTICE Do not overfill. Operating the gearbox with an improper level may severely damage gearbox. Wipe off any oil spillage.

NOTICE Do not use non recommended types of oil when servicing. Do not mix with other types of oil.

NOTE: For Outlander 400 series, the same oil lubricates both engine and transmission. Refer to *ENGINE OIL*.

Recommended Gearbox Oil


Use XPS CHAINCASE OIL (P/N 413 801 900).

Gearbox Oil Level Verification

1. Park vehicle straight on a level surface.
2. Select transmission lever to NEUTRAL position.
3. Apply parking brake.
4. Check oil level by removing the gearbox oil level plug.

Engine Oil Level Verification


1. Ensure that engine is cold and not running.
2. Park vehicle straight on a level surface.
3. Unscrew and remove oil dipstick.



TYPICAL - RH SIDE OF ENGINE

1. Oil Dipstick

4. Wipe dipstick.
5. Reinstall and screw in the dipstick completely.
6. Unscrew and remove the dipstick.
7. Check oil level as per the following illustration.



vmo2006-007-01B_b

1. *Oil level plug*
5. Ensure that gearbox oil is level with the bottom of the oil plug hole.
6. If necessary, add recommended gearbox oil.
7. Reinstall and screw in the gearbox oil level plug.